



LEX



BIG BLUE NATION
ORIENTATION

KY

BLUEGRASS DAY

Step 1 : Create linkblue Account

If you have not already created your linkblue account, please do so at newstudent.uky.edu. You will create your username and password then continue to setting up your student email address.

For assistance setting up your linkblue account, please call UK ITS at 859-218-4357



The screenshot shows the 'linkblue Account Manager' page for the University of Kentucky. At the top left is the URL 'ukam.uky.edu'. The University of Kentucky logo is in the top center, and a 'Help' link is in the top right. A large blue banner contains the title 'linkblue Account Manager' and a button for 'Returning Users >'. Below the banner are three sections: 'New to the University of Kentucky?' with a welcome message and two bullet points for 'New Students: New Student Wizard' and 'New Employees: New Employee Wizard'; 'Forgot Password' with a description of mobile and email options and a 'Forgot Password' button; and 'Notifications' with a description of the notification settings tab.

ukam.uky.edu

University of Kentucky

Help

linkblue Account Manager

[Returning Users >](#)

New to the University of Kentucky?

Welcome! Please select one of the options below to activate your account

- New Students: [New Student Wizard](#)
- New Employees: [New Employee Wizard](#)

Forgot Password

linkblue customers have the option of supplying a mobile number or an external email address in addition to the traditional security questions.

This makes password resets much faster!

[Forgot Password](#)


Notifications

The **Notifications** tab allows you to control how you receive notifications. You can now opt-in to receive important updates via TXT/SMS.

Step 2 : Sign in to myUK

Go to myUK.uky.edu and sign in with the linkblue username and password that you created in the Account Manager.

Please note that Google Chrome and Mozilla Firefox are the only web browsers compatible with myUK. Using Safari, Internet Explorer or Microsoft Edge will lead to compatibility issues.



Sign in with your linkblue account

Sign in

Please login with your linkblue account and password.
[Can't access your Account?](#)

NOTICE: This is the University of Kentucky computer system, which may be accessed and used only by authorized persons. Each user is responsible for adhering to the highest standard for ethical, responsible, and considerate use of technology resources. Under no circumstances can University technology resources be used for purposes that are illegal, unauthorized, or prohibited by law or University regulations, policies, procedures, or directives. Use of this service or any other University service is subject to Administrative Regulation (AR) 10:1.

For accessibility issues within the myUK portal, please contact ITS at 859-218-4357 or 218help@uky.edu

Step 3: Navigate to Orientation Registration



Launch Pad | Employee Self Service | Manager Self-Service | RegLearn Manager | **Student Services**

myPage | myInfo | myRecords | **Admissions** | Degree Planning and Registration (myUKGPS) | Financials | UK Alert

Admissions Overview

Detailed Navigation

- Admissions Overview
- **BBN Orientation Registration**
- Academic Calendar
- Search Course Catalog and UK Core
- Graduate Admissions
- Transfer Equivalencies
- Withdraw Admission

Big Blue Nation Orientation
Provides access to registration for university orientation.

Academic Calendar
Provides access to the University of Kentucky academic calendars.

Course Catalog
Provides access to the University of Kentucky course catalog.

Graduate Admissions Form
Provides access to the graduate admissions form.

Undergraduate Admissions Form
Provides access to the undergraduate admissions form.

myUK Admissions

Within myUK, click:

1. Student Services
(Disregard the **Not an Active Student** note)
2. Admissions
3. **BBN Orientation Registration** link

Step 4: Confirm and Agree

By checking these boxes, you acknowledge that you agree to the [UK Community Statement](#), will meet with your advisor, and are aware of all parts of the BBN Orientation process.



University Orientation

Orientation Registration

Before proceeding, please check each of the following boxes to confirm you have read and agreed to each. After agreeing, you'll be able to register for orientation.

- I have read the UK Community Statement at orientation.uky.edu/conduct and understand my obligations as a new member of the University of Kentucky community.
- I acknowledge that I will advise and register with my admitted college and major (as listed on my acceptance letter). If I wish to change my major, I will submit a request at least seven days prior to orientation at orientation.uky.edu/major.
- I understand that my orientation will consist of multiple parts, including specific programming and academic advising, and that I will be required to complete items prior to my confirmed orientation date in order to register for courses. The full orientation checklist is available at orientation.uky.edu/checklist.

If you need to revisit the items above, visit orientation.uky.edu/checklist.

Before you enroll at UK, will you have completed any college-level coursework through dual credit, AP/IB or on a college campus, while in high school? This will help our team and your advisor support you in course registration, based on coursework you're bringing with you to the University of Kentucky.

Yes No

[Continue](#)

Step 5: Select Date

All available dates within the orientation selection process automatically correspond with your enrollment status (freshman, transfer, etc.), your academic term (e.g. fall) and your admitted college (e.g. Communication and Information).



University Orientation

Orientation Registration

Register for your preferred orientation date below. Closer to your orientation date, you will receive updates to your [UK email account](#). Learn more about Big Blue Nation Orientations at orientation.uky.edu.

Orientation Type	Date	Time	Adult Guests	
Bluegrass Day 2025 May 2	05/02/2025 05/02/2025	Friday 8:00 AM - 6:00 PM	1	

Freshmen enrolling in the fall semester: you will pay your tuition prepayment (\$125) and orientation fee (\$125) when selecting an orientation date to confirm your spot in the class! You may bring up to two guests with you (\$30 fee required per guest).

Transfer and readmitted students, as well as freshmen starting in the summer or spring semester: you will be assessed your orientation fee of \$25 on your first tuition statement.

Step 6: Add Optional Fees

You may have the opportunity to add adult guests to in-person orientations. This guest fee covers guest meals, parking, and programming. **You also have the option to pre-purchase your Wildcard ID.**



University Orientation

Orientation Registration

Register for your preferred orientation date below. Closer to your orientation date, you will receive updates to your [UK email account](#). Learn more about Big Blue Nation Orientations at [orientation.uky.edu](#).

You are currently enrolled in the following conference.

Orientation Type	Date	Time	Adult Guests	
Bluegrass Day 2025 May 2	05/02/2025 05/02/2025	Friday 8:00 AM - 6:00 PM	1	

Wildcard ID

You have the option to submit a \$20 payment now for your Wildcard ID, or you may pay this fee at a later date.

- Payments are non-refundable
- If you haven't submitted a photo please submit one via [GET](#) once the payment has processed
- Any questions please contact the ID office at [859-257-1378](tel:859-257-1378)

You do not have an approved ID photo on file. If you have recently submitted a photo, it may still be in the approval phase. If you have not yet submitted a photo, or have questions regarding its status, [click here](#).

Note: You can still pay for your ID now and submit your photo at a later time.

YES, pay for the Wildcard ID in advance

[Photo Upload Instructions](#)

Step 7: Payment

You will have the option to pay via three methods: Check (electronic checks only), credit card or debit card.

Please note the small service fee included for paying by card.

Select your preferred method and click “Next” to continue to entering payment information.

Payment information screen appearance varies by payment method.

Make payment

Payment amount: \$

Select a payment method:

- Check
- Credit Card (Credit card transactions will include a 2.25% service fee*)
- Debit Card (Debit card transactions will include a 1.25% service fee*)

*Note: Credit/Debit cards incur a minimum \$2.50 service fee.

International Students: Bank Transfer / International Credit Cards

Payment amount: \$

Estimated fees: \$

Estimated total charges: \$

You will still be able to modify your payment amount and confirm the total charges on the following payment screens.

[Back](#)

[Next](#)

Check Payment [Return to Financials](#)

You are submitting an eCheck payment for \$297.00 [modify](#)

Enter your bank details:

Bank Number

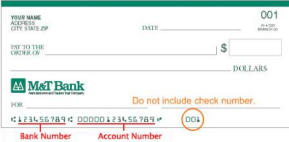
Confirm Bank Number

Account Number


Confirm Account Number

Account Holder

[Submit Payment](#)



The image shows a Met Bank check with red annotations. A red circle highlights the MICR line at the bottom, which contains the bank number (173456789) and account number (00000123456789). A red arrow points to the MICR line with the text "Do not include check number." Another red arrow points to the MICR line with the text "Bank Number" and "Account Number".

 **University of Kentucky**
Online Payment Services





1 PAYMENT DETAILS 2 REVIEW INFORMATION 3 PAYMENT RECEIPT

This service allows you to pay your University of Kentucky tuition payments electronically and is a service of Value Payment Systems. A service fee of 2.25% of the payment amount will be applied to all credit card transactions and a 1.25% service fee will be applied to all debit card transactions. There is a minimum service fee of \$2.50 for all card based transactions. We accept MasterCard, Visa, American Express, and Discover credit and debit cards.

Account Information
Payment Type: University of Kentucky

Payment Details
Payment Amount: \$297.00

Select Payment Method*

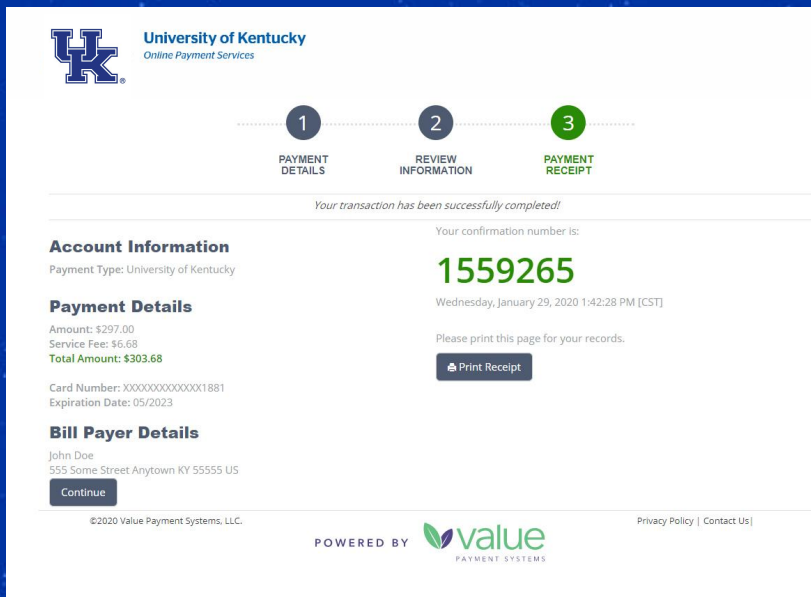
Card Number* Expiration Month* Expiration Year*

Billing Information

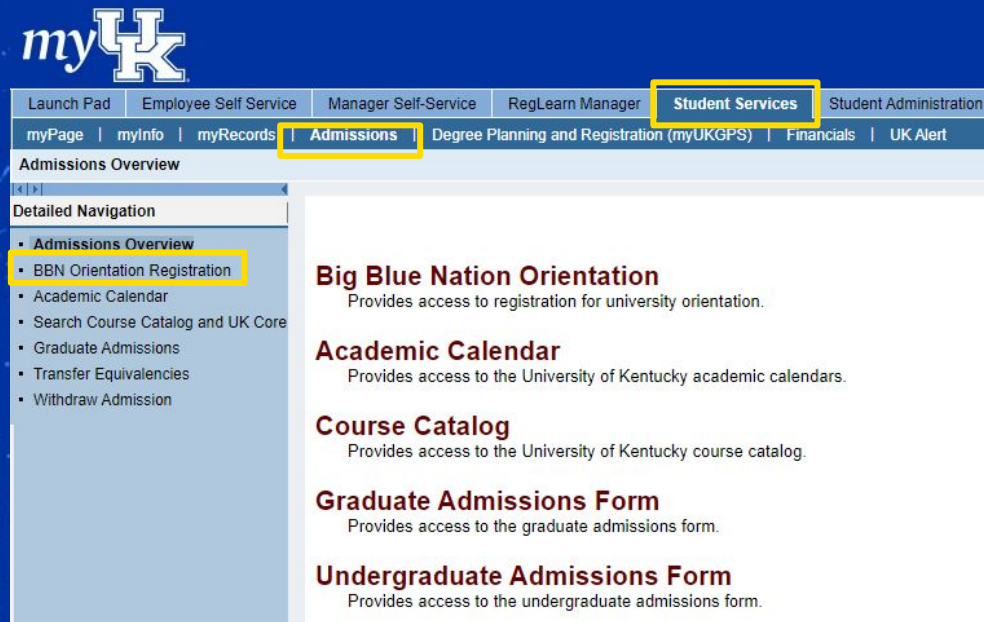
Step 8: Confirmation

Once you have submitted payment, you will see a payment receipt verifying your registration for the selected orientation.

No email is automatically sent, but you can verify your preferred date by returning to the registration link from myUK. Your registered date will display when you click the link.



The screenshot shows the University of Kentucky Online Payment Services confirmation page. At the top left is the UK logo and the text "University of Kentucky Online Payment Services". A progress bar at the top indicates three steps: 1. PAYMENT DETAILS, 2. REVIEW INFORMATION, and 3. PAYMENT RECEIPT. Below the progress bar, a message states "Your transaction has been successfully completed!". The main content is divided into three sections: "Account Information" (Payment Type: University of Kentucky), "Payment Details" (Amount: \$297.00, Service Fee: \$6.68, Total Amount: \$303.68), and "Bill Payer Details" (John Doe, 555 Some Street Anytown KY 55555 US). A confirmation number "1559265" is displayed in large green text, with the date and time "Wednesday, January 29, 2020 1:42:28 PM [CST]". A "Print Receipt" button is located below the confirmation number. At the bottom, there is a "Continue" button, a copyright notice for Value Payment Systems, LLC, and a "POWERED BY value PAYMENT SYSTEMS" logo.



The screenshot shows the myUK website navigation menu. The myUK logo is at the top left. The navigation bar includes "Launch Pad", "Employee Self Service", "Manager Self-Service", "RegLearn Manager", "Student Services" (highlighted with a yellow box), and "Student Administration". Below the navigation bar, the "Admissions" menu item is highlighted with a yellow box. The "Admissions Overview" section is expanded, showing a "Detailed Navigation" list with items: "Admissions Overview" (highlighted with a yellow box), "BBN Orientation Registration" (highlighted with a yellow box), "Academic Calendar", "Search Course Catalog and UK Core", "Graduate Admissions", "Transfer Equivalencies", and "Withdraw Admission". To the right of the navigation menu, there are four links with descriptions: "Big Blue Nation Orientation" (Provides access to registration for university orientation.), "Academic Calendar" (Provides access to the University of Kentucky academic calendars.), "Course Catalog" (Provides access to the University of Kentucky course catalog.), "Graduate Admissions Form" (Provides access to the graduate admissions form.), and "Undergraduate Admissions Form" (Provides access to the undergraduate admissions form.).

Congratulations!

**You've taken a big step toward becoming a Wildcat!
We look forward to seeing you at Bluegrass Day!**

